

The New

Rexroth Login

Dear partners and customers,

No need to worry.

All our Rexroth web applications have been switched to a new login process.

Your advantages:

- A faster, more secure and Bosch-wide uniform authentication
- No need to remember a username, just login with your email

Simply follow this manual to transfer your existing login data to the new Bosch ID!

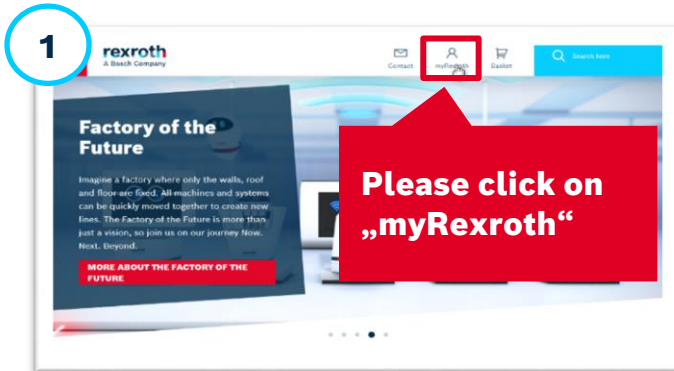
Here you will find a short video explanation how to register and use myRexroth:

https://media.video.bosch.com/media/Hello+World+Rexroth+Controllers+Series+40+++myRexroth+Onboarding/0_xdifrzn7

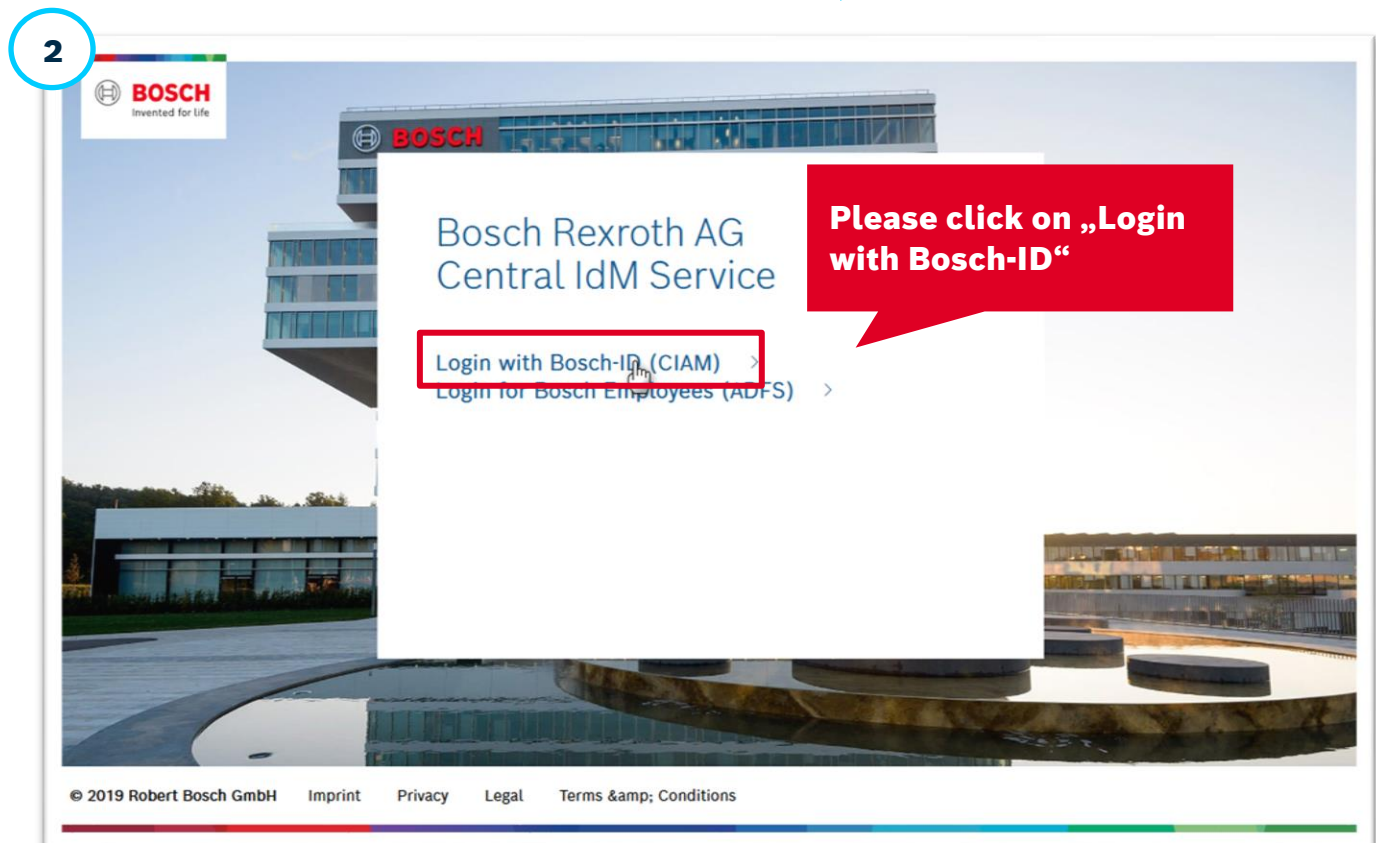
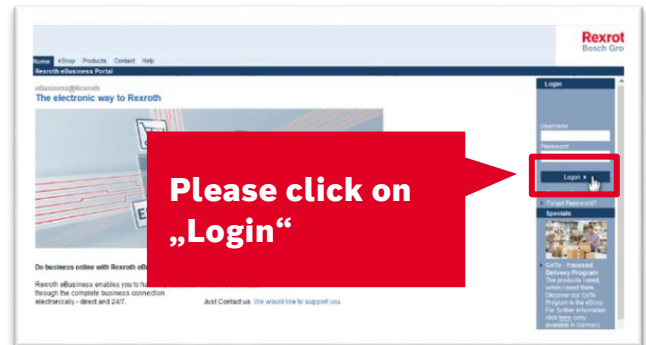
If you have any questions please get in contact with

Onboarding.BODAS@boschrexroth.de

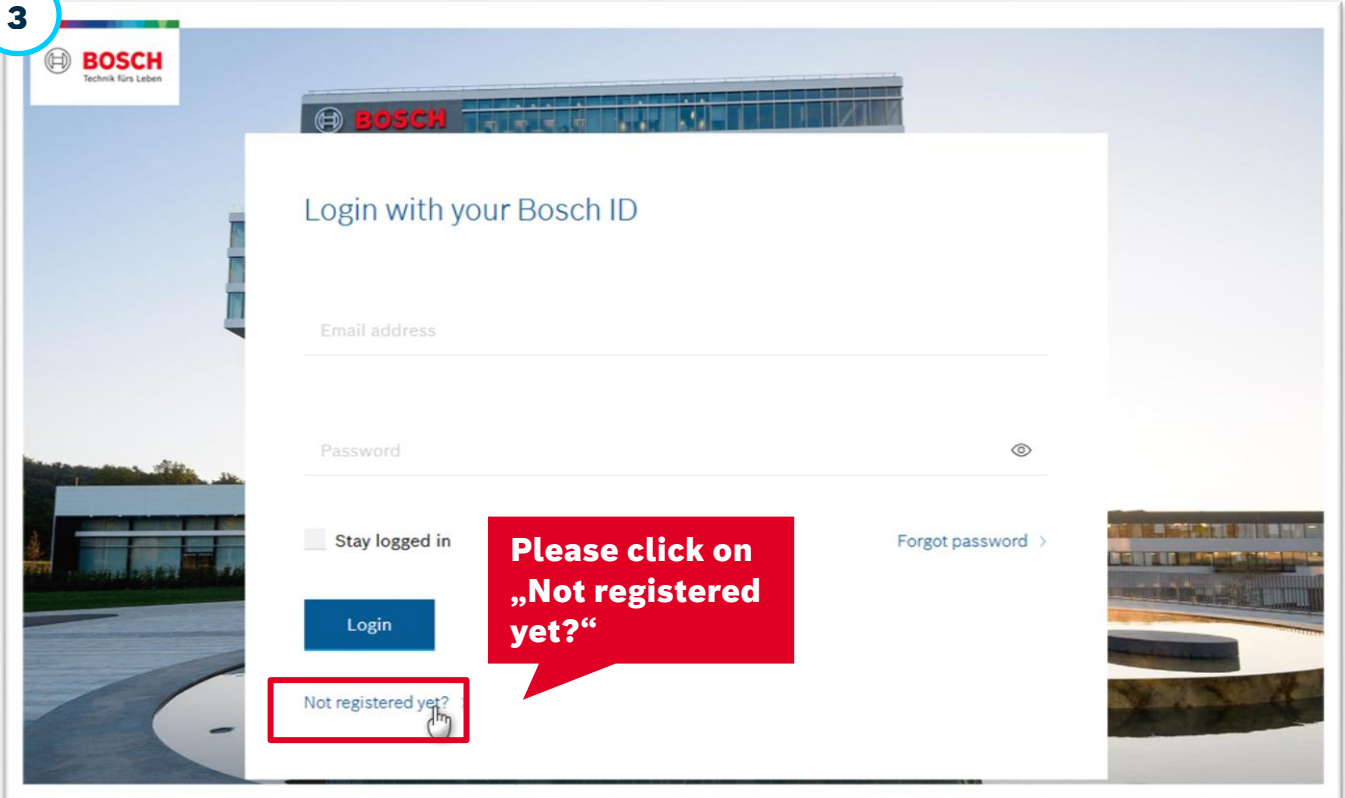
How to get your Bosch ID



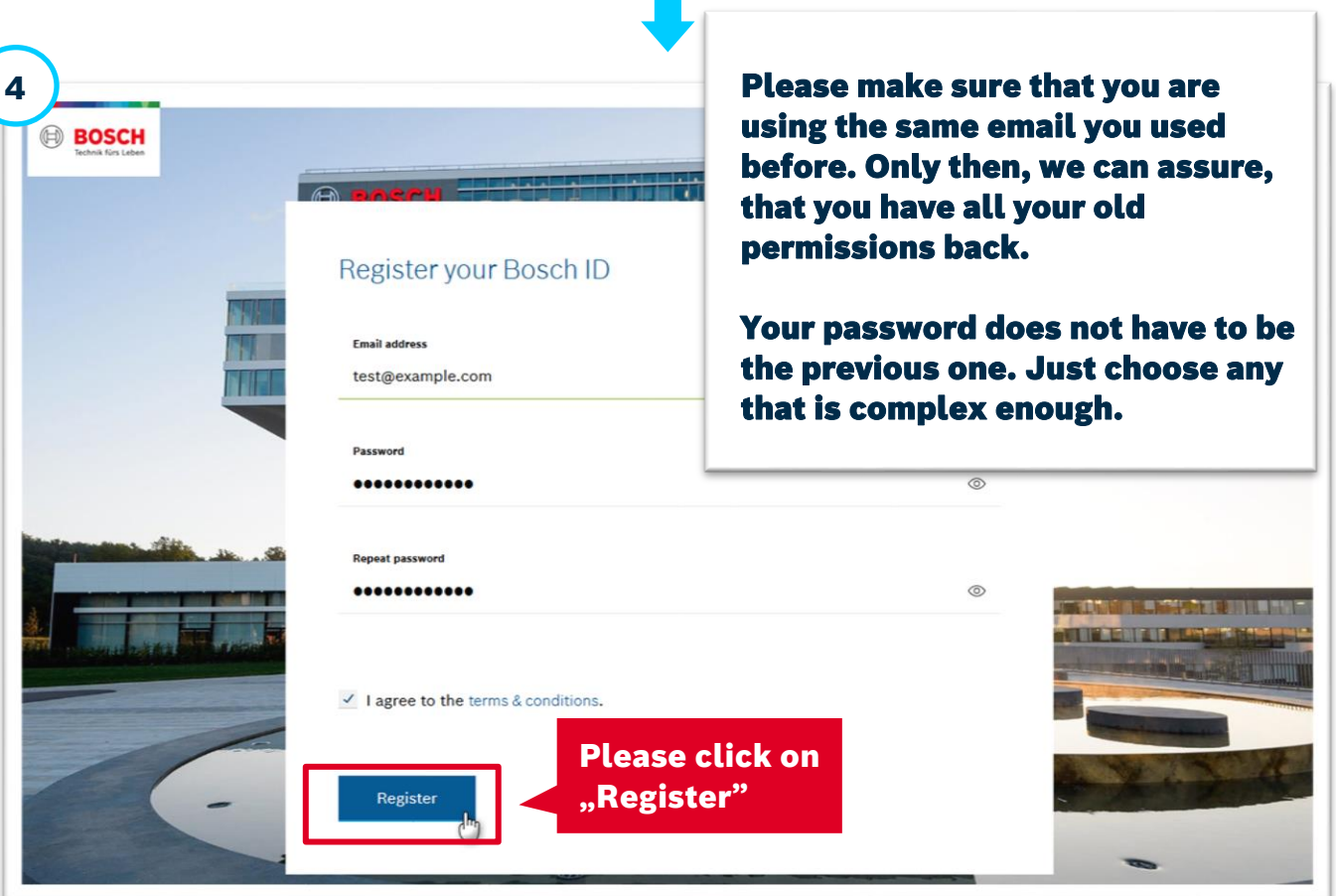
or



3

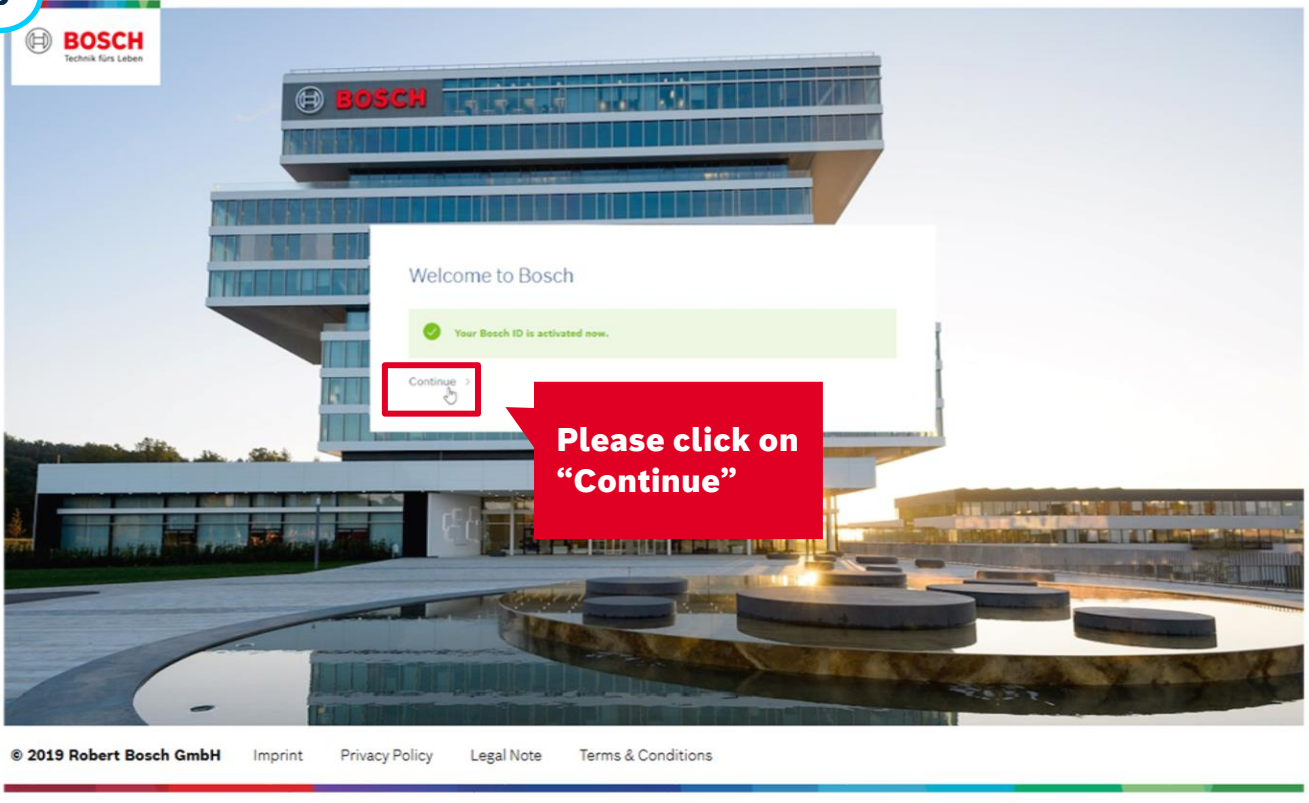


4

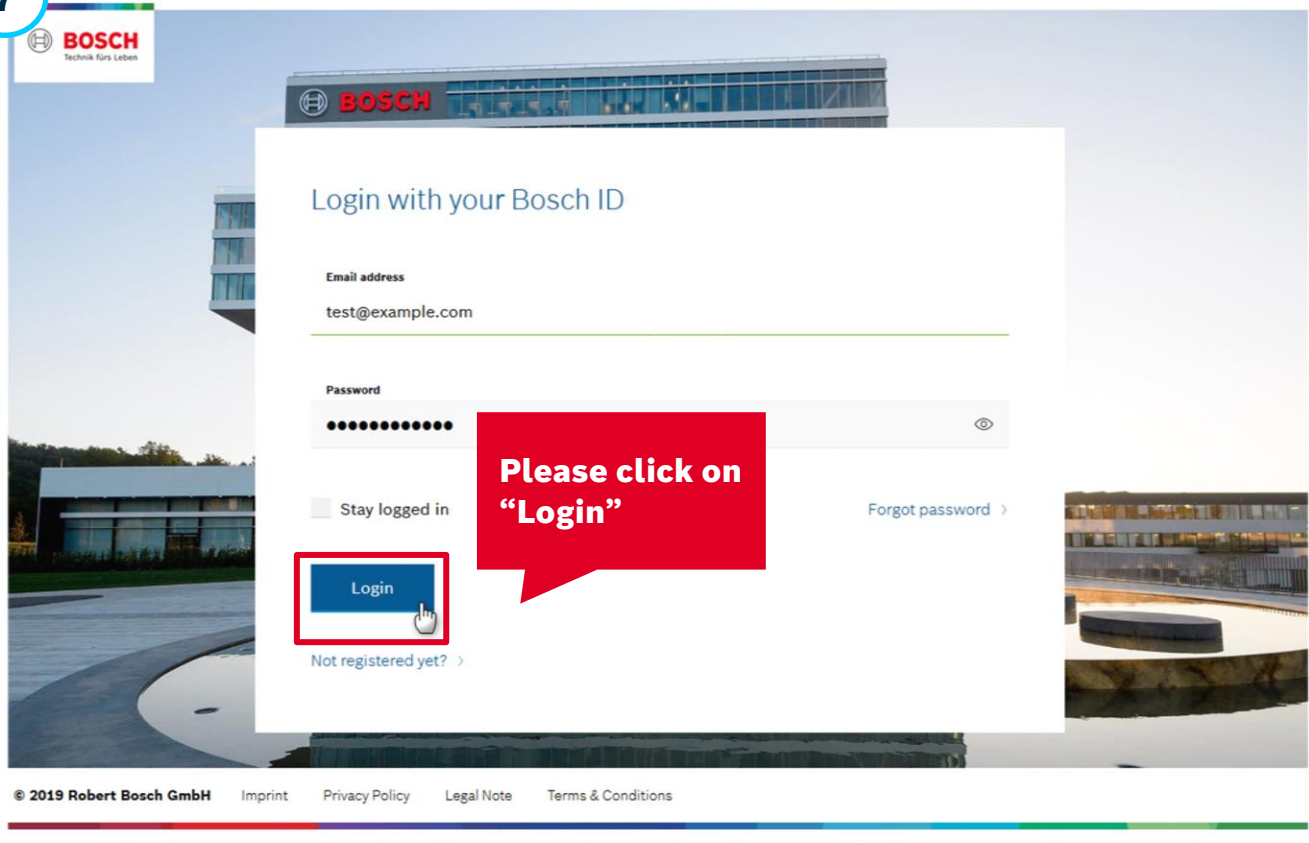


The image shows a composite of three elements: a background image of a Bosch building, a welcome message, and an email interface. The background image features the Bosch logo and the slogan 'Technik fürs Leben'. The welcome message, titled 'Welcome to Bosch', contains a green box with a checkmark and text: 'Registration successful. We sent you an email to test@example.com with an activation link. If you can't find the email, check your spam and promotions folders.' Below this, it says: 'If you have registered the account from a mobile application, please activate the account on the same mobile device.' The email interface on the right shows the sender 'Bosch Global User Team <noreply.myaccount@bosch.com>' and the subject 'Activate your Bosch ID'. The email body starts with 'Welcome Your Bosch ID – One Registration. Experience everything at Bosch.' and 'Hello, We are happy that you have registered your Bosch ID. In order to complete your registration, please click on the following button:'. A blue button labeled 'Activate account' is highlighted with a red box. A red speech bubble with a mail icon and the text 'New Mail!' is positioned above the email. Another red speech bubble with the text 'Please click on "Activate account"' is positioned over the button. At the bottom of the email, there are links for 'Imprint', 'Privacy Policy', 'Legal Note', and 'Terms & Conditions'. A blue arrow points downwards from the bottom of the email interface.

6



7



You have successfully transferred your user data!

FAQ

The Registration was successful. However, I cannot use the DC-Service

- The reason could be that you entered a different E-Mail than the one you used before. Please contact webmaster@boschrexroth.com

Registration was not possible

- If you get a fail like „E-Mail already registered“, then you already have a Bosch-ID and can right away login. If you don't know your password please click on “Forgot password” and follow the instructions there.
- Also please keep in mind that the password must fulfil the following rules:
 - At least 1 digit
 - At least 1 special character (!\$\$%&/ () = ? [] { })
 - At least 1 upper-case character
 - At least 10 characters long

Please note that this manual is only for our existing partners and customers. If you are a Bosch employee you don't need to follow these steps.

Please find further information on our support page
<https://apps.boschrexroth.com/idm/>